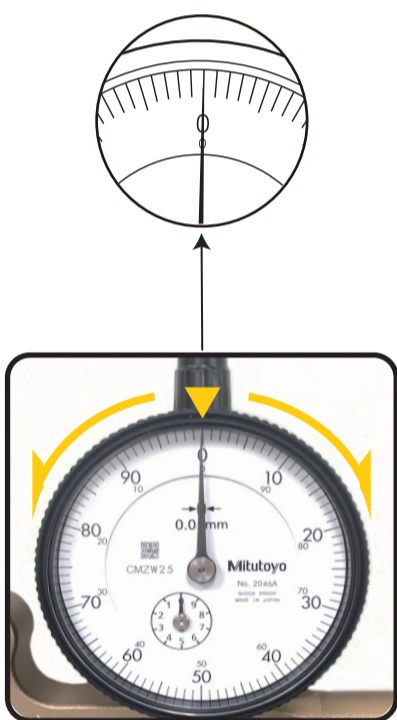


輻條張力計 使用說明書

SPOKE TENSION METER


USER MANUAL

1. 指針歸零 Zero the Gauge



2. 測量12G和15G輻條端子更換方式 Change terminals between 12g and 15g spokes

- 放鬆螺絲，取出端子
Loosen the screws and remove the outer two terminals



- 測量12G或13G輻條時，端子直徑小的方向朝上。放回孔中，鎖緊螺絲

When measuring 12G or 13G spokes, the narrower tip of the terminals face up. Place the terminals into the slots and tighten the screws



- 測量14G或15G輻條時，端子直徑大的方向朝上。放回孔中，鎖緊螺絲


When measuring 14G or 15G spokes, the wider tip of the terminals face up. Place the terminals back into the slots and tighten the screws.



3. 輻條測量位置 Measuring Point

- 已輻條中間點做測量基準點，扣好輻條並將收手放開

Mid point from the spoke crossing to rim.
Apply tension meter to the spoke and move hand away from gauge to prevent false reading.



4. 數據讀取 Reading the Gauge

張力計校正基準：
使用2.0mm不鏽鋼輻條
張力110kgf = 表數據3.0

Calibration :
Use 2.0mm stainless steel spoke to calibrate Tension Meter.
Spoke tension set at 110kgf = gauge value 3.0

大端子 Large terminal	
張力kgf Spoke Tension [kgf]	表數據 Measured Value [mm]
Model	P14
50	2.25
60	2.41
70	2.56
80	2.69
90	2.80
100	2.92
110	3.00
120	3.13
130	3.22

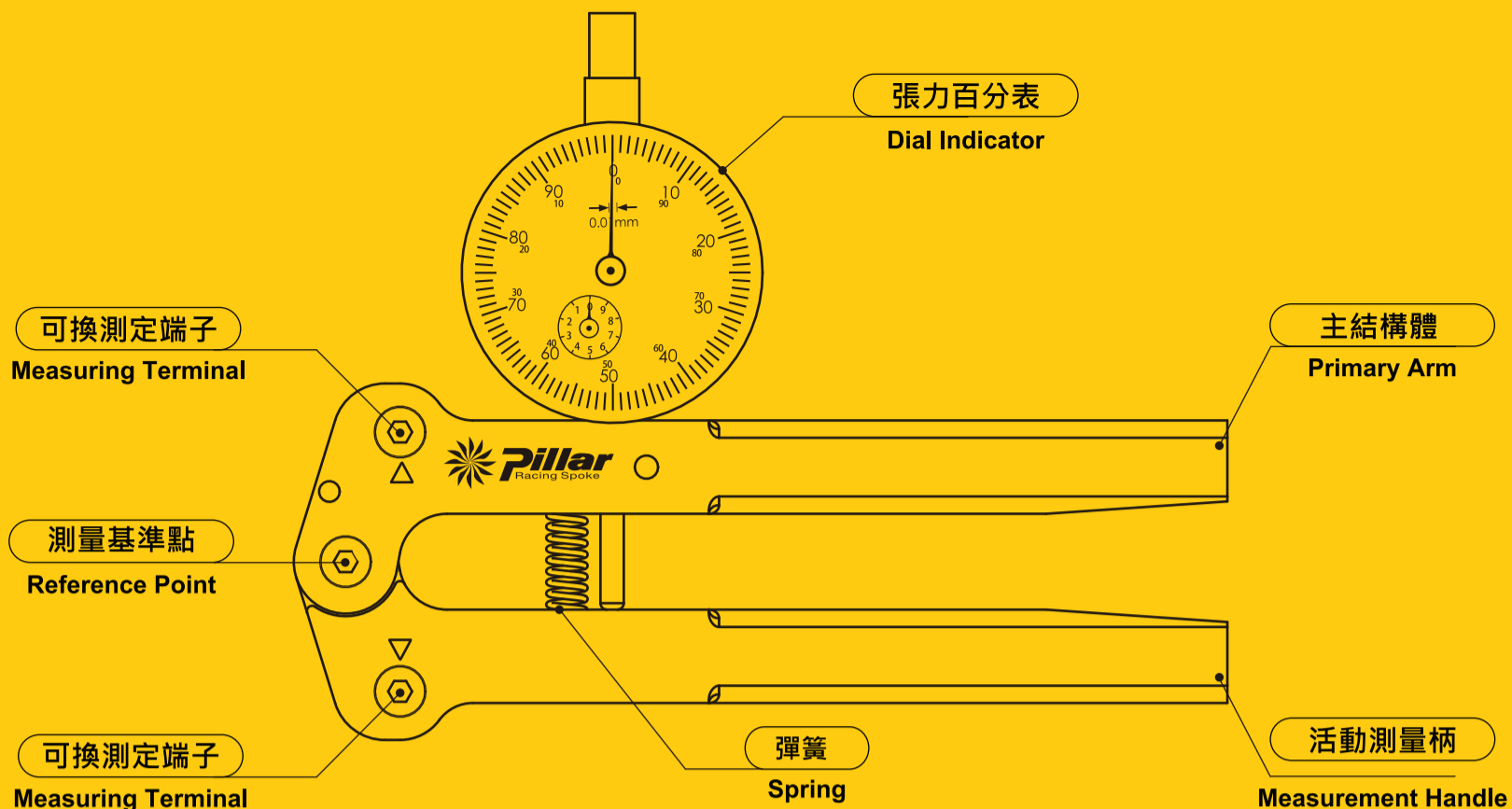
張力計校正基準：
使用2.0mm不鏽鋼輻條
張力110kgf = 表數據1.7

Calibration :
Use 2.0mm stainless steel spoke to calibrate Tension Meter.
Spoke tension set at 110kgf = gauge value 1.7

小端子 small terminal	
張力kgf Spoke Tension [kgf]	表數據 Measured Value [mm]
Model	P14
50	1.06
60	1.19
70	1.31
80	1.42
90	1.52
100	1.62
110	1.70
120	1.75
130	1.81

50mm(S)
輻條張力計
使用說明

TENSION METER



P	50mm (大端子) 表數據 Measured Value [mm]							
	50mm (Large terminal) Data							
Spoke Tension [kgf] 張力 kgf	Model	P14	P15	PSR 14	PSR 15	WING 13	PA 1423	PSR AERO 1423
	50	2.25	1.09	2.12	1.10	0.11	0.74	0.64
	60	2.41	1.29	2.29	1.32	0.13	0.91	0.80
	70	2.56	1.44	2.44	1.48	0.23	1.06	1.00
	80	2.69	1.63	2.59	1.65	0.39	1.22	1.12
	90	2.80	1.77	2.71	1.77	0.54	1.34	1.26
	100	2.92	1.80	2.83	1.92	0.69	1.44	1.36
	110	3.00	2.00	2.93	2.04	0.81	1.55	1.48
	120	3.13	2.10	3.04	2.11	0.94	1.64	1.56
	130	3.22	2.19	3.13	2.15	1.05	1.73	1.65
	140	3.30	2.29	3.20	2.22	1.15	1.79	1.73
	150	3.38	2.38	3.27	2.39	1.23	1.87	1.80
	160	3.44	2.45	3.32	2.47	1.33	1.92	1.86
	170	3.48	2.53	3.40	2.56	1.42	2.00	1.93
180	3.54	2.56	3.47	2.57	1.48	2.07	2.00	
190	3.60	2.57	3.51	2.63	1.56	2.13	2.07	
200	3.62	2.67	3.53	2.66	1.61	2.18	2.13	

P	50mm (小端子) 表數據 Measured Value [mm]									
	50mm (small terminal) Data									
Spoke Tension [kgf] 張力 kgf	Model	P12	P13	P14	PSR 13	PSR 14	PSB 23	PSB 34	PDB 1213	PDB 1314
	50	4.30	2.75	1.06	2.78	0.95	2.82	1.21	2.80	1.13
	60	4.35	2.86	1.19	2.88	1.09	2.91	1.34	2.89	1.29
	70	4.40	2.97	1.31	2.98	1.21	3.01	1.47	2.97	1.42
	80	4.47	3.06	1.42	3.06	1.31	3.11	1.57	3.04	1.54
	90	4.52	3.14	1.52	3.15	1.46	3.15	1.67	3.13	1.64
	100	4.59	3.20	1.62	3.22	1.53	3.24	1.74	3.21	1.72
	110	4.64	3.27	1.70	3.29	1.64	3.32	1.83	3.27	1.81
	120	4.68	3.34	1.75	3.35	1.71	3.36	1.90	3.33	1.90
	130	4.72	3.39	1.81	3.40	1.76	3.41	1.99	3.39	1.98
	140	4.77	3.41	1.89	3.44	1.86	3.45	2.04	3.45	2.05
	150	4.81	3.47	1.96	3.48	1.91	3.51	2.09	3.49	2.11
	160	4.82	3.51	2.00	3.54	1.97	3.55	2.16	3.53	2.17
	170	4.86	3.54	2.06	3.62	2.00	3.62	2.21	3.58	2.23
180	4.88	3.59	2.10	3.65	2.02	3.64	2.26	3.63	2.29	
190	4.92	3.62	2.12	3.68	2.10	3.66	2.31	3.68	2.33	
200	4.98	3.66	2.21	3.69	2.13	3.69	2.35	3.70	2.38	

* 僅供參考 For Reference Only.



SHA DAR ACCESSORIES CO., LTD.

No.4-2 Lane 20, Pae-Nae St., Shu Lin Dist., New Taipei City 23849, Taiwan

TEL: + 886 2 2686 8277 FAX: + 886 2 2681 5966

Email : pillar@pillarspoke.com / sales@pillarspoke.com

